


February-2024




I joined a “Use Your Stash” challenge last week.

I decided to use the cash stashed in my wallet to buy yarn.



Agenda



Housekeeping

Program –Amy Snell

Block of the Month

Birthdays

March Luncheon and Fashion Show

Show and Share

Minutes and Treasurers Report

- Minutes are on our website
- Treasurers Reports will be sent out before or after the meeting.

Treasurer's Reports are always available upon request



Board Nominations- Karen Murray

Please Consider Joining us
We have lots of fun!



VOLUNTEER

We will never ask you to spend your own funds.

The background of the image is a close-up, high-resolution shot of a pink braided rug. The braiding is a complex, repeating pattern of three strands, creating a dense, textured surface. The color is a soft, dusty rose or light pink. The lighting is even, highlighting the individual strands and the overall texture of the rug. On the right side of the image, there is a white, semi-transparent rectangular area that serves as a background for the text.

Amy Snell

Block of the Month (Judi Brown)

Watch for the pattern
in your in-box
or find it on our website
Prizes may be involved

FEBRUARY 2024 BLOCK OF THE MONTH BUNCHED LACY RIB

Approx finished Size: 9" wide x 9" high
US 9 needle & Medium Washable yarn.

Cast On 36 stitches. Pattern is multiples of 4 + 2, + 6 for borders


Block will begin and end with 4 rows of Garter Stitch.
Each row starts with p1, k2, ends with k3.

Begin Pattern as follows:

	BORDER (3 sts)	PATTERN (30 sts)	BORDER (3 sts)
Row 1 (RS)	p1, k2	K3, *yo, sl 1, K1, pssso, K2* repeat 6 more times to last 3 sts, yo, sl 1, K1, pssso, K1	K3
Row 2	p1, k2	P3, *yo, P2tog, P2* repeat *to* 6 more times to last 3 sts, yo, P2tog, P1	K3

Repeat these 2 rows until block measures 8-1/2 inches.
Knit 4 rows Garter Stitch. Bind off loosely

Pssso = pass slipped stitch over
P2tog = purl 2 stitches together
Sl 1 = slip stitch purlwise with yarn in back





HAPPY
BIRTHDAY
TO YOU!

HELLO



SUNSHINE



Bring a Friend to a Guild Meeting

First Meeting is Free



Where We Knit

Palm Desert Library

73300 Fred Waring Drive

Palm Desert

Contact: Robin Stewart

760-346-6552

1st and 3rd Mondays of the Month 4 to 6 pm

Wednesdays 10am – 12pm

No Fee

Joslyn Senior Center Palm Desert

73750 Catalina Way,

Palm Desert

760-340-3220

Wednesdays 9-12

Knitters Haven

78115 Calle Estado #101

La Quinta

442-306-6799

Tuesday – Saturday, 12-4pm

First time is free!

Indio Senior Center

45700 Aladdin Street

Indio

760-391-4170

Wednesdays 9-11am



Next Sip and Knit at Starbucks February 26th.



Hosted by

Jan Runkel of Just Jan Designs
and
Kait Hilliard of Coachella Valley
Yarn


Location:

Knitter's Haven in Old Town La Quinta,
78115 Calle Estado, Suite 101

Time:

Starting January 11, 2024, every Thursday from 5:30-7:30
PM

Cost: \$10



2024 KGD Fashion Show "Out of this World"

March 4, 2024

Classic Club 75-200 Classic Club Blvd

Palm Desert

Doors open at 10:am

\$35 Members and Guests

Deadline for payment February 29th

Raffle Prizes
Stash Sale
Fashion Show
Fun! Fun! Fun!

Join Us! Bring a friend!



Join our Luncheon Committee

We need help contacting our sponsors

We need help with centerpieces

We need help organizing prizes

Centerpieces

Would you like to knit a space creature or two for us?

all colors welcome

Free patterns available



all alien are made in 100% acrylic
knitting, light worsted weight, 8
in each of four yarn shades:
and green

raphed were knitted in **Hayfield**
% acrylic yarn, in shades White,
Royal and Grass.

nilar DK yarn is recommended.

NOTIONS

(US 4) single pointed
m length 20cm
stry needle for

ry filling

tion for the alien's eye,
nd thread

is to decorate the astronaut (one
2w)

sia colour-work



Show and Share





Ann Dunn

She used them to
decorate goodie
bags for members
of her home
knitting group

Victoria
Luick-

Here's my recently knit fun cowl.
No pattern, just started knitting with hand dyed
pooling yarn from Yarn Snob in Florida.



Linda Bohlinger

Pattern: Cinque Terra
Sweater by L'Atelier

Yarn: Shimmer (blue
cotton w/ gold and
silver threads) and
Bling (a purple metallic
sequin yarn). Both are
held together for the
lace pattern.



Pieter Strydom

Pattern: Mini Mazy shawl by Rachel Molenaar.

It was knitted with a solid color of lachos from A Hundred Ravens and an lachos Mini Set of 7 colors and US 2 needles.



Patti Reyes

Pattern: Flora Scarf by Lisa R. Myers

Yarn: Manos Del Uruguay fino in Amethyst Earring and Dorteia (a mini skein pack)

